

2024 VALUING VOICES STUDENT SURVEY

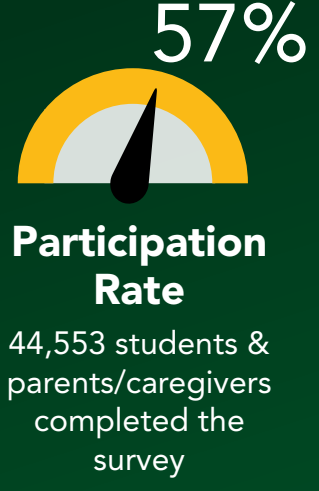
School Climate Results

The following are the School Climate results from the 2024 Valuing Voices Student Survey conducted between April 11th and May 10th, 2024. Learn more about the Valuing Voices Survey on the OCDSB website.

The Valuing Voices Student Survey consisted of:

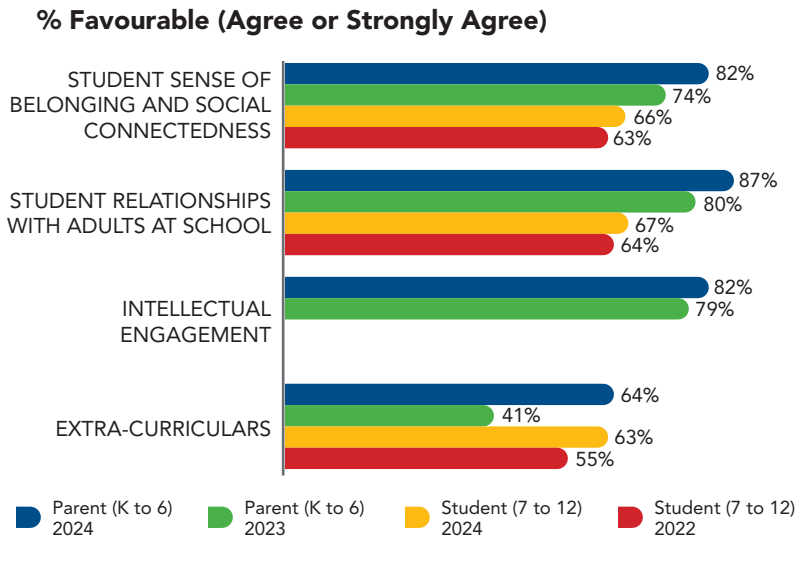
1. Identity/Demographic questions
 2. School Climate questions
- Students participated in grades 7-12
 - Parents/caregivers participated on behalf of their child(ren) in Kindergarten to grade 6
 - The survey was voluntary and confidential

Participants had the opportunity to provide feedback about their experiences with the school in areas related to:



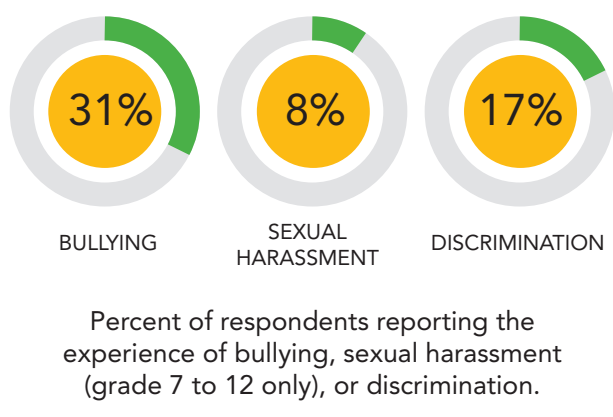
Engagement

- Overall, most students feel accepted by their peers and feel like they are part of the school community.
- Relationships between students and teachers/other adults at school are quite good, but ratings from parents/caregivers are higher than students themselves.
- Student extracurriculars were rated the least positively, but with notable gains.
- Overall, all engagement domains have increased since 2022 and 2023, with the largest improvements seen in extracurriculars and sense of belonging and social connectedness.



Safety

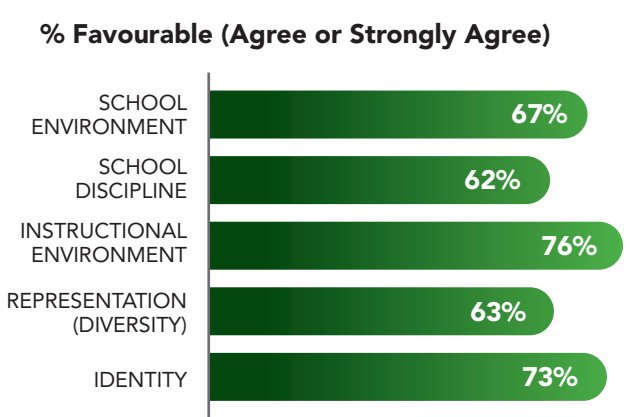
- Sense of safety was greater for students in K to 6, than students in grades 7 to 12.
- Bullying was most frequent in junior and intermediate divisions.
- Discrimination was most frequent in intermediate and secondary divisions.
- For K to 6 students, rates of bullying have decreased and scores of sense of safety have increased since 2023.



78% of students & parents/caregivers report they/their child feel(s) safe at school

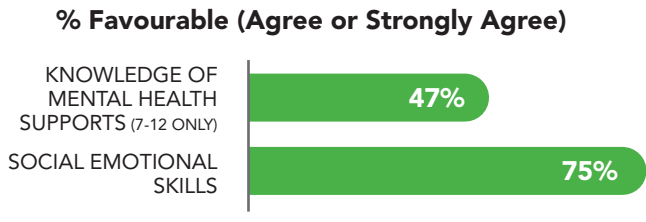
Environment

- Most students feel positively about their instructional environment and ability to express their identity.
- The majority of students enjoy being at their school and feel that the environment is friendly and supportive.
- Areas that were rated the lowest (least positively) by students related to school discipline and diversity (representation) within the school.
- For K to 6 students, all environmental domains have increased since 2023, with the largest improvements seen in school discipline.



Well-Being

- Most respondents reported their general well-being as moderate or high.
- Social and emotional skills were higher (more favourable) in junior and secondary divisions compared to primary and intermediate.
- Less than half of respondents in grades 7 to 12 were aware of available mental health supports.
- Social emotional skills have slightly increased in both K to 6 and 7 to 12 students since the 2022 and 2023 surveys.



93% of students & parents/caregivers reported their (child's) well-being was moderate or high

Equity: Differences in Experiences for Students and Parents/Caregivers

Less Favourable Experiences

Older students and students from underserved communities (e.g., students who identify as transgender, non-binary and/or gender diverse; students who are racialized and/or from a community or group that has historically been minoritized, such as Black, Jewish or Indigenous; students with a disability; etc.) tended to report less favourable experiences, including more frequent bullying and discrimination.

More information to come, including analysis by identity, in the annual learning updates

Current Initiatives and Next Steps

- School administrators will review school results and identify areas of strength and need in their schools; results will be shared with school communities, and will identify actions to improve school climate.
- Schools will use results as part of their Priority Learning Plan (PLP).
- At the District level, school climate results will serve as a rich source of student voice in support of the development and monitoring of activities and initiatives associated with both the OCDSB Strategic Plan and Board Priority Learning Plan.