

Working Group Meeting #2

New Fernbank Elementary School Opening Grade Structure, Program, and Attendance Boundary Study

Information Package

**21 March 2019
7:00 to 9:00 p.m.**

**Staff Room
Westwind Public School
111 Hartsmere Drive**



Table of Contents

	Page
1. Scenario 1	1
a. Attendance Boundary Map	3
b. 2021 and 2025 Enrolment Projections	4-5
c. Summary	6-8
2. Scenario 2	9
a. Attendance Boundary Map	11
b. 2021 and 2025 Enrolment Projections	12-13
c. Summary	14-15
3. Scenario 3	17
a. Attendance Boundary Maps	19-20
b. 2021 and 2025 Enrolment Projections	21-22
c. Summary	23-24
4. Supplementary Information	25
a. Study Planning Area 4 – Additional Data	26
b. Response to Questions from Meeting #1	27-28
c. Composite Boundary Maps	29-31

Scenario # 1



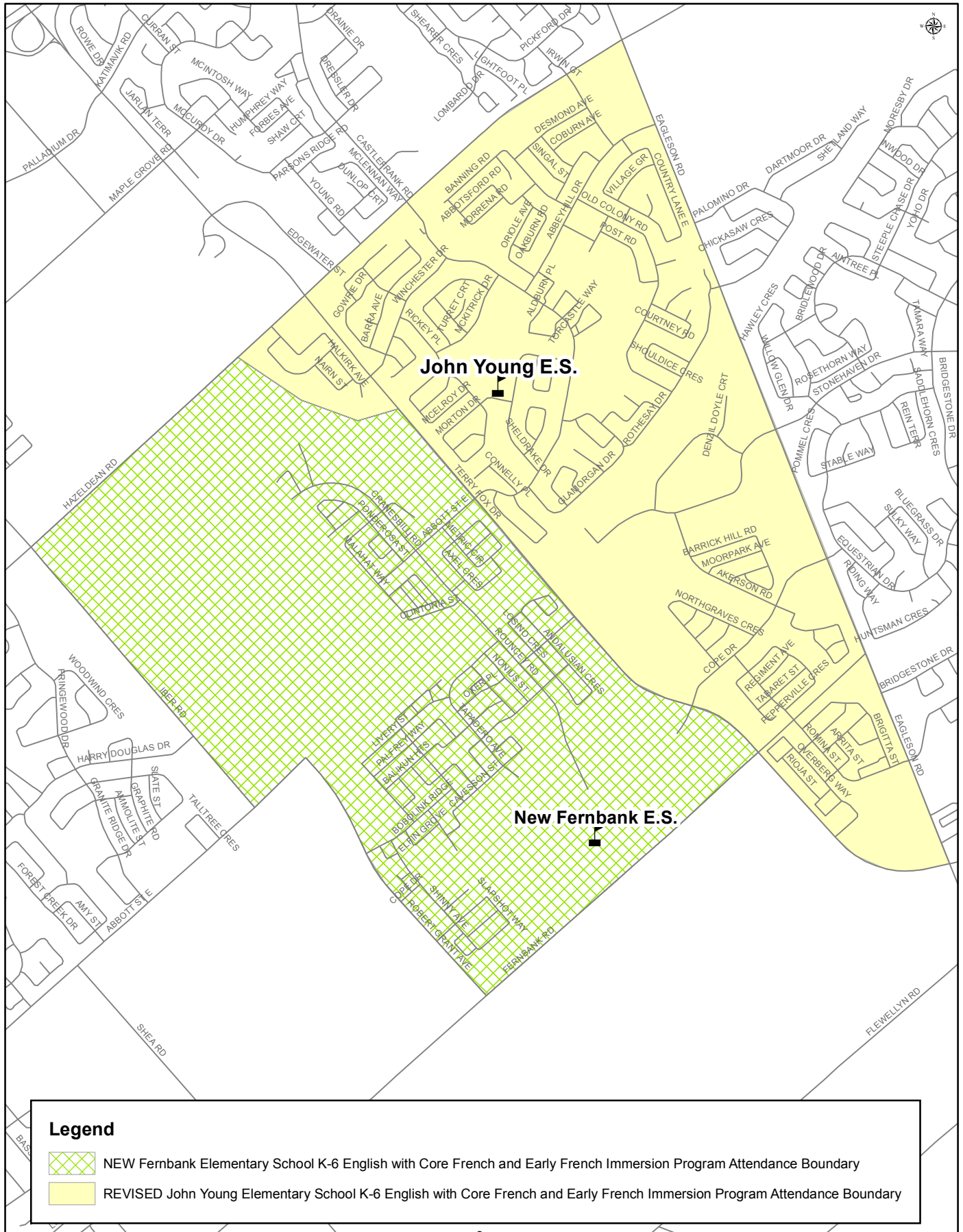
OTTAWA-CARLETON
DISTRICT SCHOOL BOARD

Scenario #1

NEW Fernbank Elementary School

K-6 English Program with Core French and Early French Immersion

Attendance Boundaries



New Fernbank Elementary School Study

Scenario #1 - 2021 Projected Enrollments

School	Capacity	Program	YR1	YR2	1	2	3	4	5	6	7	8	SE	Total	UF(%)
NEW Fernbank ES	628	KGTN	59	53										112	56.1%
		ENG			15	18	20	22	23	20				118	
		EFI			31	27	20	17	17	10				122	
		Total	59	53	46	45	40	39	40	30				352	
John Young ES	547	KGTN	72	71										143	108.6%
		ENG			17	24	32	30	31	29				163	
		EFI			58	54	52	46	41	37				288	
		Total	72	71	75	78	84	76	72	66				594	
A. Lorne Cassidy ES	600	KGTN	44	52										96	99.8%
		ENG			11	12	18	10	18	22	14	18		123	
		EFI			46	44	46	44	43	37	31	32		323	
		MFI						9	10	11	17	10		57	
		Total	44	52	57	56	64	63	71	70	62	60		599	
Bridlewood Community ES	455	KGTN	44	44										88	93.4%
		ENG			12	18	16	13	10	11			17	97	
		EFI			39	37	32	25	27	24				184	
		MFI						20	20	16				56	
		Total	44	44	51	55	48	58	57	51			17	425	
Westwind PS	628	KGTN	50	52										102	78.8%
		ENG			10	15	14	16	26	12				93	
		EFI			49	43	47	53	56	52				300	
		Total	50	52	59	58	61	69	82	64				495	

Utilization (UF%) = Total enrollment/capacity.
 Programs: KGTN = Kindergarten, ENG = English Program with Core French, EFI = Early French Immersion, MFI = Middle French Immersion, SE = Special Education
 Note: Projections assume a 2021 opening for the New Fernbank Elementary School.

New Fernbank Elementary School Study

Scenario #1 - 2025 Projected Enrollments

School	Capacity	Program	YR1	YR2	1	2	3	4	5	6	7	8	SE	Total	UF(%)	
NEW Fernbank ES	628	KGTN	99	95										194	109.1%	
		ENG			27	32	38	38	42	46				223		
		EFI			57	55	47	39	39	31				268		
		Total	99	95	84	87	85	77	81	77				685		
John Young ES	547	KGTN	70	68										138	103.7%	
		ENG			15	23	29	27	31	32				157		
		EFI			60	51	46	40	38	37				272		
		Total	70	68	75	74	75	67	69	69				567		
A. Lorne Cassidy ES	600	KGTN	44	52											96	100.2%
		ENG			10	12	17	14	18	18	18	12			119	
		EFI			44	45	46	45	45	43	34	33			335	
		MFI						11	11	11	8	10			51	
		Total	44	52	54	57	63	70	74	72	60	55			601	
Bridlewood Community ES	455	KGTN	43	46											89	102.2%
		ENG			11	17	17	14	13	17				17	106	
		EFI			36	34	34	32	35	36					207	
		MFI						21	22	20					63	
		Total	43	46	47	51	51	67	70	73				17	465	
Westwind PS	628	KGTN	70	72											142	96.7%
		ENG			13	21	26	24	24	22					130	
		EFI			65	60	57	54	53	46					335	
		Total	70	72	78	81	83	78	77	68					607	

Utilization (UF%) = Total enrollment/capacity.
 Programs: KGTN = Kindergarten, ENG = English Program with Core French, EFI = Early French Immersion, MFI = Middle French Immersion, SE = Special Education
 Note: Projections assume a 2021 opening for the New Fernbank Elementary School.

New Fernbank ES - Scenario # 1

Attendance Boundaries:

- Under Scenario #1 New Fernbank Elementary School attendance boundary would be comprised of **Study Planning Area 2 - Blackstone, Fernbank Crossing and Study Planning Area 3 - Bradley Commons, Abbotsville Crossing, Trailview.**
- The John Young ES attendance boundary would be reduced to **Study Planning Area 4 – Glen Cairn, Trailwest.**
- Attendance boundaries for A. Lorne Cassidy ES, Bridlewood Community ES, and Westwind PS would remain unchanged.

Grade Structure and Program:

- The New Fernbank Elementary School would have a Kindergarten to Grade 6 grade structure, and would offer a dual-track program consisting of Early French Immersion and the English Program with Core French.
- The grade structure and program for John Young ES, A. Lorne Cassidy ES, Bridlewood Community ES, and Westwind PS would remain unchanged.

Enrolment and Accommodation Summary:

- Under Scenario #1 the new school in Fernbank would open with a projected enrolment of 352 students in 2021 – this would increase to 685 students and a utilization rate of 109% by 2025 (figures assume a K to Grade 6 opening structure).
- Enrolment at John Young ES would be significantly reduced (594 students projected for 2021, and 567 for 2025 – a utilization rate of 103.7%).
- The number of portables required at the John Young ES site would be significantly reduced.

Questions to Consider:

- The New Fernbank Elementary School attendance area is geographically large and would need to be revised as additional new schools are opened in Fernbank – is this the right direction to take for the first school in the development area?

- Is there a sufficient number of English Program with Core French students projected to provide a viable and sustainable program for the new school?
- Does the revised attendance boundary for John Young ES make sense longer term – does it provide a sustainable enrolment for the school into the future?
- Are enough students being redirected from John Young ES to reduce existing accommodation pressures?
- Which school should Fernbank Middle French Immersion students be directed to in the longer term?
- Projections assume an enrolment market share which is consistent with historical trends - should we have regard for a potential increase in share should the OCDSB be the first board to open a school in Fernbank?

Opening Grade Structure for New School:

The New Fernbank Elementary School could open in September 2021 as a K to Grade 6 school or as a K to Grade 5 school, with Grade 6 phasing in the following year.

With a K to Grade 6 Opening -

- Students designated to attend New Fernbank ES would be required to attend three different schools in three successive years – John Young ES for Grade 5 in 2020, the new school for Grade 6 in 2021, and a different school for Grade 7 in 2022.
- Grade 6 students would not complete their final year at the school with their classmates at John Young ES.

With a K to Grade 5 Opening -

- New Fernbank ES students would not be directed to three different schools in three successive years.
- Some siblings would be split between the new school and John Young ES for 2021.
- The number of students redirected from John Young ES would be reduced initially, as Grade 6 students in attendance boundary for New Fernbank ES would not relocate.

Intermediate and Secondary School Feeding Patterns:

- Under this scenario John Young ES Grade 6 students would continue to be directed to Glen Cairn PS for Grades 7 and 8, and feed to A.Y. Jackson SS for Grades 9 to 12.
- New Fernbank ES Grade 6 students are anticipated to feed to the New Stittsville Secondary School for Grades 7-12. As you are aware, a new Stittsville Secondary School was funded and the study will commence in the Fall of 2019.

Scenario # 2



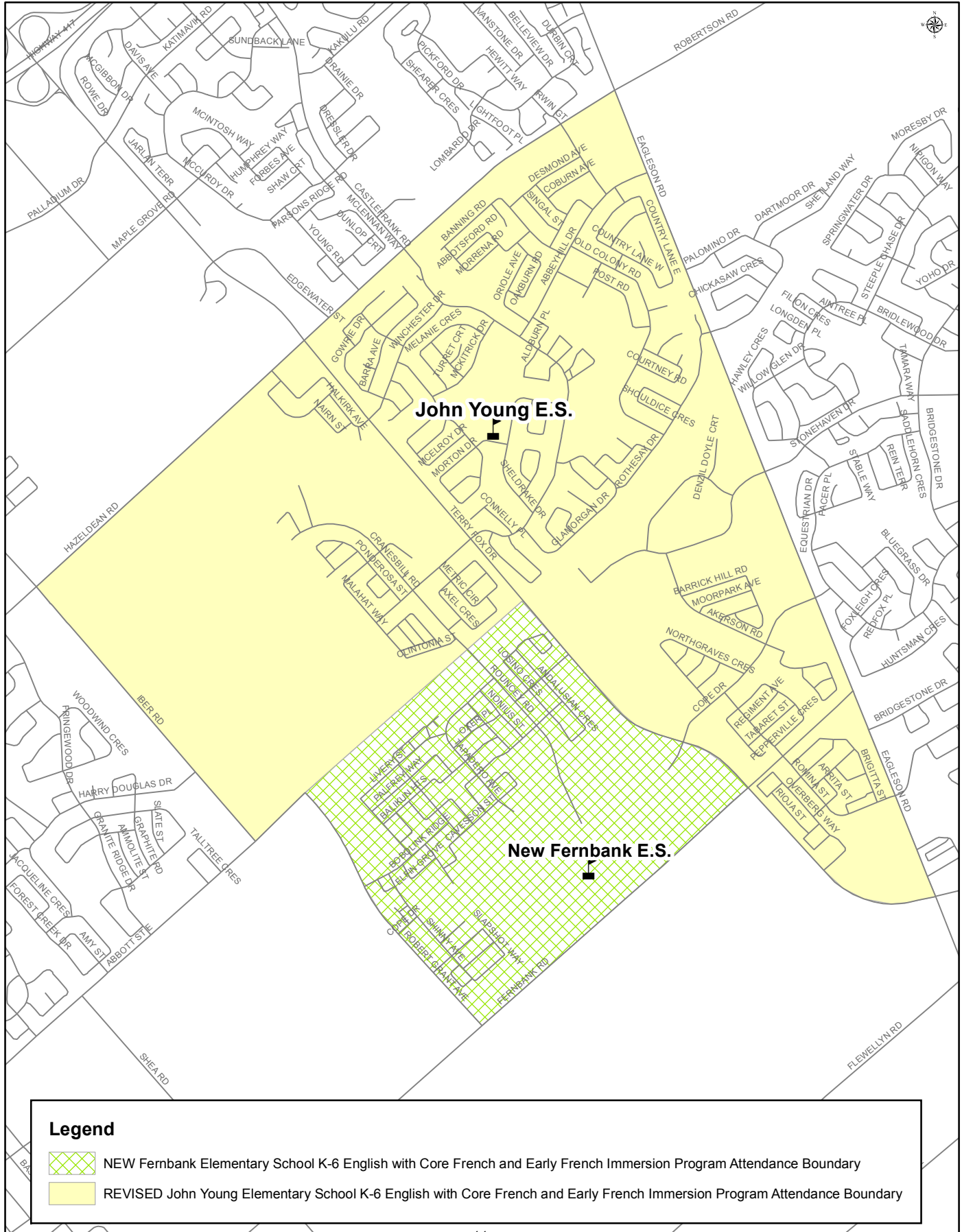
OTTAWA-CARLETON
DISTRICT SCHOOL BOARD

Scenario #2

NEW Fernbank Elementary School

K-6 English Program with Core French and Early French Immersion

Attendance Boundaries



New Fernbank Elementary School Study

Scenario #2 - 2021 Projected Enrollments

School	Capacity	Program	YR1	YR2	1	2	3	4	5	6	7	8	SE	Total	UF(%)
NEW Fernbank ES	628	KGTN	48	42										90	40.3%
		ENG			11	13	13	12	16	14				79	
		EFI			22	19	13	11	14	5				84	
		Total	48	42	33	32	26	23	30	19				253	
John Young ES	547	KGTN	83	82										165	126.7%
		ENG			21	29	39	40	38	35				202	
		EFI			67	62	59	52	44	42				326	
		Total	83	82	88	91	98	92	82	77				693	
A. Lorne Cassidy ES	600	KGTN	44	52										96	99.8%
		ENG			11	12	18	10	18	22	14	18		123	
		EFI			46	44	46	44	43	37	31	32		323	
		MFI						9	10	11	17	10		57	
		Total	44	52	57	56	64	63	71	70	62	60		599	
Bridlewood Community ES	455	KGTN	44	44										88	93.4%
		ENG			12	18	16	13	10	11			17	97	
		EFI			39	37	32	25	27	24				184	
		MFI						20	20	16				56	
		Total	44	44	51	55	48	58	57	51		17		425	
Westwind PS	628	KGTN	50	52										102	78.8%
		ENG			10	15	14	16	26	12				93	
		EFI			49	43	47	53	56	52				300	
		Total	50	52	59	58	61	69	82	64				495	

Utilization (UF%) = Total enrollment/capacity.
 Programs: KGTN = Kindergarten, ENG = English Program with Core French, EFI = Early French Immersion, MFI = Middle French Immersion, SE = Special Education
 Note: Projections assume a 2021 opening for the New Fernbank Elementary School.

New Fernbank Elementary School Study

Scenario #2 - 2025 Projected Enrollments

School	Capacity	Program	YR1	YR2	1	2	3	4	5	6	7	8	SE	Total	UF(%)
NEW Fernbank ES	628	KG TN	73	68										141	71.5%
		ENG			16	20	24	24	24	24	25			133	
		EFI			38	36	30	26	25	20				175	
		Total	73	68	54	56	54	50	49	45				449	
John Young ES	547	KG TN	96	95										191	146.8%
		ENG			26	35	43	41	49	53				247	
		EFI			79	70	63	53	52	48				365	
		Total	96	95	105	105	106	94	101	101				803	
A. Lorne Cassidy ES	600	KG TN	44	52										96	100.2%
		ENG			10	12	17	14	18	18	18	12		119	
		EFI			44	45	46	45	45	43	34	33		335	
		MFI						11	11	11	8	10		51	
		Total	44	52	54	57	63	70	74	72	60	55		601	
Bridlewood Community ES	455	KG TN	43	46										89	102.2%
		ENG			11	17	17	14	13	17			17	106	
		EFI			36	34	34	32	35	36				207	
		MFI						21	22	20				63	
		Total	43	46	47	51	51	67	70	73		17		465	
Westwind PS	628	KG TN	70	72										142	96.7%
		ENG			13	21	26	24	24	22				130	
		EFI			65	60	57	54	53	46				335	
		Total	70	72	78	81	83	78	77	68				607	

Utilization (UF%) = Total enrollment/capacity.
 Programs: KG TN = Kindergarten, ENG = English Program with Core French, EFI = Early French Immersion, MFI = Middle French Immersion, SE = Special Education
 Note: Projections assume a 2021 opening for the New Fernbank Elementary School.

New Fernbank ES - Scenario # 2

Attendance Boundaries:

- Under Scenario #2 the New Fernbank Elementary School attendance boundary would be comprised of only **Study Planning Area 2 - Blackstone, Fernbank Crossing.**
- The John Young ES attendance boundary would be comprised of **Study Planning Area 4 – Glen Cairn, Trailwest**, but would also continue to include part of Fernbank - **Study Planning Area 3 – Bradley Commons, Abbotsville Crossing, Trailview.**
- Attendance boundaries for A. Lorne Cassidy ES, Bridlewood Community ES, and Westwind PS would remain unchanged.

Grade Structure and Program:

(same as Scenario #1)

Enrolment and Accommodation Summary:

- Under Scenario #2 the new elementary school in Fernbank is forecast to open in 2021 with a total of 253 students, a facility utilization rate of just over 40% – enrolment at the new school is projected to increase to 449 students by 2025, a utilization rate of 71.5% (figures assume a K to Grade 6 opening structure).
- Enrolment at John Young ES would be reduced to a projected 693 students for 2021 and 803 students for 2025 (a facility utilization rate of 146.8%).
- The need for a significant number of portable classrooms on site at John Young ES would continue to exist until a second new elementary school in Fernbank was opened.

Opening Grade Structure for New School:

(see Scenario #1 for discussion)

Questions to Consider:

- The New Fernbank Elementary School attendance area under Scenario #2 represents one which would be more sustainable in the longer term and would likely not need to be revised as new elementary schools are opened in Fernbank – is this the right course of action?
- The attendance boundary would serve to limit access to a new school facility for a number of students and families in Fernbank who live within close proximity – this would be the case for a number of years – is this desirable?
- Are enough students being redirected from John Young ES to sufficiently reduce existing accommodation pressures?
- Is there a sufficient number of English Program with Core French students to provide a viable and sustainable program for new school?
- Which school should Fernbank Middle French Immersion students be directed to in the longer term?

Intermediate and Secondary School Feeding Patterns:

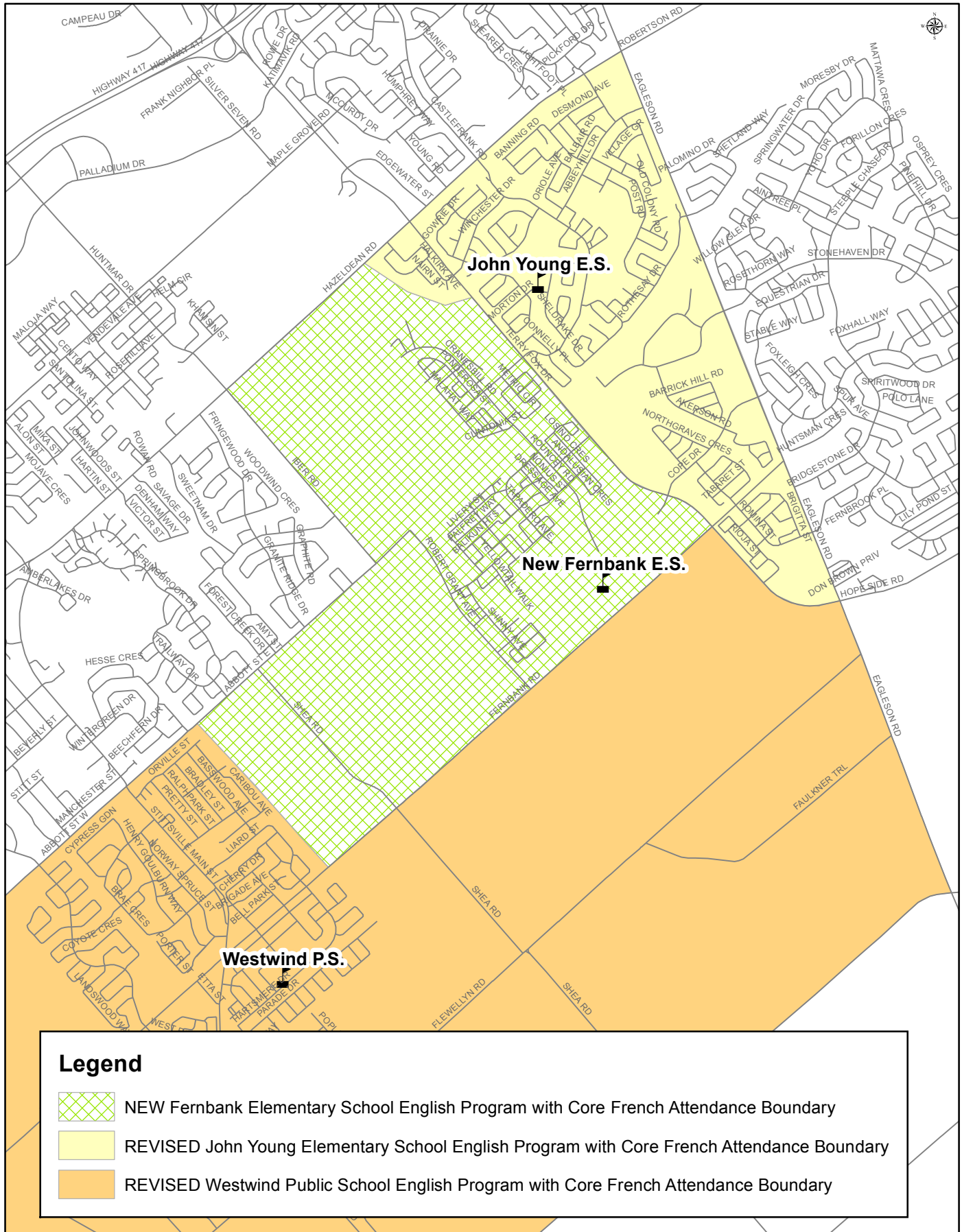
- Under this scenario, John Young ES Grade 6 students residing in **Study Planning Area 4 – Glen Cairn, Trailwest** would continue to be directed to Glen Cairn PS for Grades 7 and 8, and feed to A.Y. Jackson SS for Grades 9 to 12.
- Grade 6 students at John Young ES residing in **Study Planning Area 3 – Bradley Commons, Abbotsville Crossing, Trailview**, are anticipated to feed to the New Stittsville Secondary School for Grades 7-12.
- New Fernbank ES Grade 6 students are anticipated to feed to the New Stittsville Secondary School for Grades 7-12.

Scenario # 3

Scenario #3

NEW Fernbank Elementary School

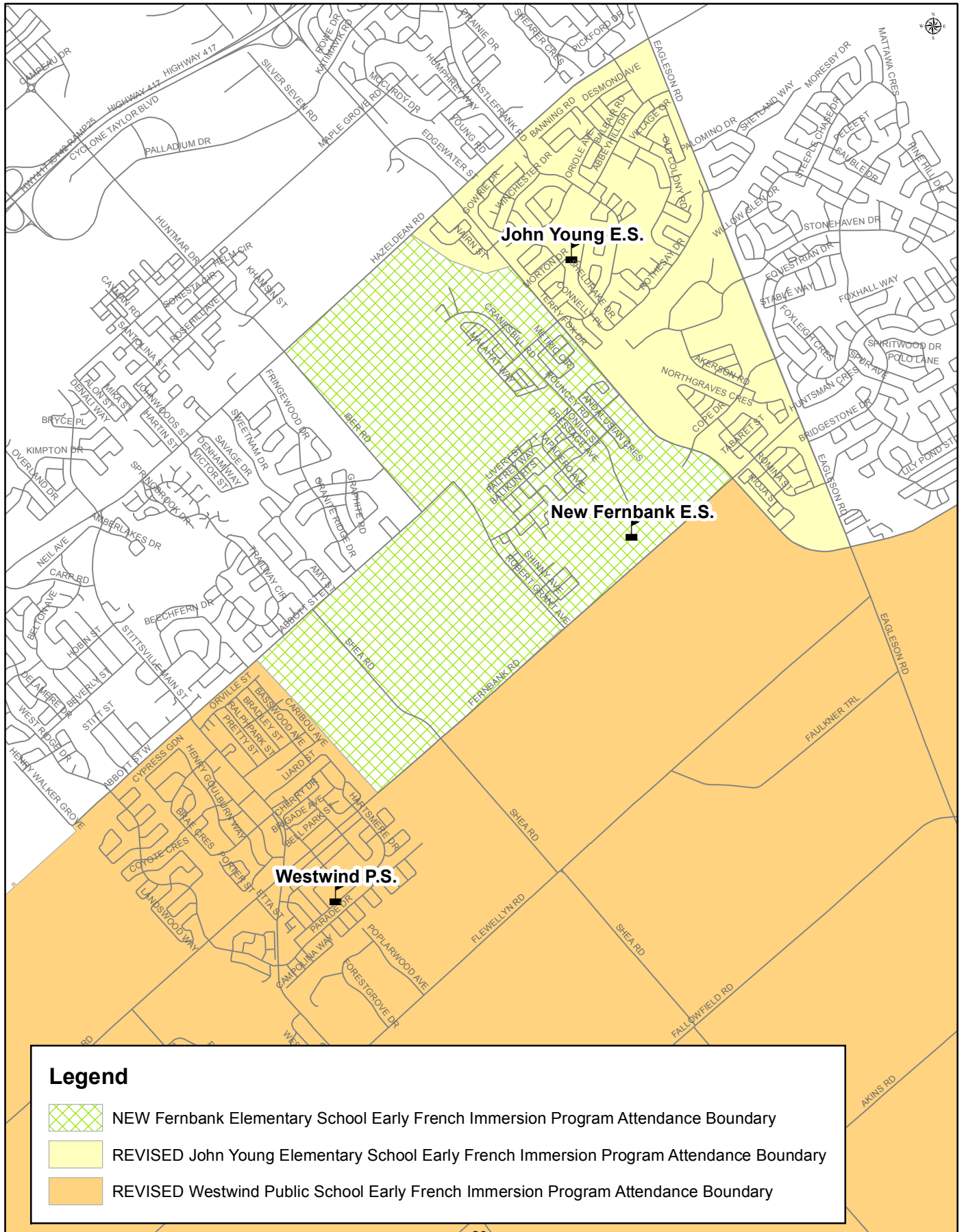
K-6 English Program with Core French Attendance Boundaries



Scenario #3

NEW Fernbank Elementary School

K-6 Early French Immersion Program Attendance Boundaries



New Fernbank Elementary School Study

Scenario #3 - 2021 Projected Enrollments

School	Capacity	Program	YR1	YR2	1	2	3	4	5	6	7	8	SE	Total	UF(%)	
NEW Fernbank ES	628	KGTN	63	58										121	60.5%	
		ENG			16	20	23	24	23	20						126
		EFI			35	29	22	18	19	10						133
		Total	63	58	51	49	45	42	42	30						380
John Young ES	547	KGTN	72	71										143	108.6%	
		ENG			17	24	32	30	31	29						163
		EFI			58	54	52	46	41	37						288
		Total	72	71	75	78	84	76	72	66						594
A. Lorne Cassidy ES	600	KGTN	44	52											96	99.8%
		ENG			11	12	18	10	18	22	14	18			123	
		EFI			46	44	46	44	43	37	31	32			323	
		MFI						9	10	11	17	10			57	
		Total	44	52	57	56	64	63	71	70	62	60			599	
Bridlewood Community ES	455	KGTN	44	44											88	93.4%
		ENG			12	18	16	13	10	11				17	97	
		EFI			39	37	32	25	27	24					184	
		MFI						20	20	16					56	
		Total	44	44	51	55	48	58	57	51				17	425	
Westwind PS	628	KGTN	46	47											93	74.4%
		ENG			9	13	11	14	26	12					85	
		EFI			45	41	45	52	54	52					289	
		Total	46	47	54	54	56	66	80	64					467	

Utilization (UF%) = Total enrollment/capacity.
 Programs: KGTN = Kindergarten, ENG = English Program with Core French, EFI = Early French Immersion, MFI = Middle French Immersion, SE = Special Education
 Note: Projections assume a 2021 opening for the New Fernbank Elementary School.

New Fernbank Elementary School Study

Scenario #3 - 2025 Projected Enrollments

School	Capacity	Program	YR1	YR2	1	2	3	4	5	6	7	8	SE	Total	UF(%)	
NEW Fernbank ES	628	KGTN	127	119										246	132.8%	
		ENG			33	39	45	43	46	52				258		
		EFI			72	68	58	49	47	36				330		
		Total	127	119	105	107	103	92	93	88				834		
John Young ES	547	KGTN	70	68										138	103.7%	
		ENG			15	23	29	27	31	32				157		
		EFI			60	51	46	40	38	37				272		
		Total	70	68	75	74	75	67	69	69				567		
A. Lorne Cassidy ES	600	KGTN	44	52											96	100.2%
		ENG			10	12	17	14	18	18	18	12			119	
		EFI			44	45	46	45	45	43	43	34	33		335	
		MFI						11	11	11	8	10			51	
		Total	44	52	54	57	63	70	74	72	60	55			601	
Bridlewood Community ES	455	KGTN	43	46											89	102.2%
		ENG			11	17	17	14	13	17			17		106	
		EFI			36	34	34	32	35	36					207	
		MFI						21	22	20					63	
		Total	43	46	47	51	51	67	70	73			17		465	
Westwind PS	628	KGTN	42	48											90	72.9%
		ENG			7	14	19	19	20	16					95	
		EFI			50	47	46	44	45	41					273	
		Total	42	48	48	57	61	65	63	65	57				458	

Utilization (UF%) = Total enrollment/capacity.
 Programs: KGTN = Kindergarten, ENG = English Program with Core French, EFI = Early French Immersion, MFI = Middle French Immersion, SE = Special Education
 Note: Projections assume a 2021 opening for the New Fernbank Elementary School.

New Fernbank ES - Scenario # 3

Attendance Boundaries:

- Under Scenario #3 the New Fernbank Elementary School attendance boundary would be comprised of **Study Planning Area 1 – Westwood, Tartan, Cavanagh, Study Planning Area 2 - Blackstone, Fernbank Crossing, and Study Planning Area 3 - Bradley Commons, Abbotsville Crossing, Trailview.**
- The John Young ES attendance boundary would be reduced to **Study Planning Area 4 – Glen Cairn, Trailwest.**
- Westwind PS attendance boundary would no longer include **Study Planning Area 1 – Westwood, Tartan, Cavanagh.**
- Attendance boundaries for A. Lorne Cassidy ES and Bridlewood Community ES would remain unchanged.

Grade Structure and Program:

(same as Scenario #1)

Enrolment and Accommodation Summary:

- Under Scenario #3 the new school in Fernbank would open with a projected enrolment of 380 students in 2021 – this would increase rapidly to 834 students and a utilization rate of 132.8% by 2025 (figures assume a K to Grade 6 opening structure).
- Enrolment at John Young ES would be significantly reduced (594 students projected for 2021, and 567 for 2025 – a utilization rate of 103.7%) – the same as Scenario #1.
- Projected enrolment at Westwind PS would be reduced to 467 students in 2021 and 458 students in 2025 – a utilization rate in the 70-75% range.
- The number of portable classrooms required at the John Young ES site would be significantly reduced.
- Portables are estimated to be required for instruction on the New Fernbank Elementary School site as early as 2024.

Opening Grade Structure for New School:

(see Scenario #1 for discussion)

Questions to Consider:

- The New Fernbank Elementary School attendance area includes all of the Fernbank development area – does the boundary strike a good balance with respect to its size or is it too large?
- Is the revised attendance boundary for Westwind PS sustainable – given the growth potential of the Village of Richmond, and the possibility that a future new school in Richmond could serve Early French Immersion program students within their local community?
- Is there a sufficient number of English Program with Core French students projected to provide a viable and sustainable program at the new school – and for Westwind PS?
- Instead of including all of **Study Planning Area 1 – Westwood, Tartan, Cavanagh** in the new school’s attendance area, could Shea Road be considered as the western boundary?
- Which school should Fernbank Middle French Immersion students be directed to in the longer term?
- Projections assume an enrolment market share which is consistent with historical trends - should we have regard for a potential increase in share should the OCDSB be the first board to open a school in Fernbank?

Intermediate and Secondary School Feeding Patterns:

(see Scenario #1 discussion)

Supplementary Information

- Study Planning Area 4 – Additional Information
- Response to Questions from Meeting #1
- Composite Boundary Maps

Study Planning Area 4 – Glen Cairn, Trailwest

The 31 October 2018 student enrolment resident in Study Planning Area 4 is as follows:

	Total 31-Oct-18	at John Young ES	at Bridlewood CES	Others
Entire Area	569	534	8	27
South of Trans Canada Trail	223	203	5	15
South of Cope Drive	145	133	4	8
South of Fernbank Road	79	72	3	4

Study Planning Area 4 projected enrolment totals for John Young ES are shown below. Also shown are John Young ES projected enrolment totals excluding various portions of the Study Planning Area.

John Young ES Enrolment	Capacity	Actual		Projected			
		31-Oct-18	UF	31-Oct-21	UF	31-Oct-25	UF
Entire Area	547	534	98%	576	105%	552	101%
excluding South of Trans Canada Trail		331	61%	340	62%	299	55%
excluding South of Cope Drive		401	73%	405	74%	351	64%
excluding South of Fernbank Road		462	84%	452	83%	386	71%

**Note that current and projected enrolments exclude any out of boundary students attending John Young ES.*

Projected enrolment for John Young ES with all of Study Planning Area 4 as its attendance boundary would see the school decrease to 594 students in 2021 and 567 students in 2025. The school's utilization rate would drop to between 109% and 104%, and a significantly smaller number of portable classrooms would be required on site.

In its entirety, Study Planning Area 4 is comprised of a mix of neighborhoods and homes – more mature areas to the north, and newer residential units and future development potential to the south. Given its composition this area could serve as an appropriately sized, sustainable, long term attendance boundary for John Young ES.

This portion of Study Planning Area 4 (south of the Trans Canada Trail) is bounded by Terry Fox Drive to the west. This road is a main arterial link and forms a divider between the communities of Kanata and Stittsville in this part of the District.

Depending on the scope, removing parts of Study Planning Area 4 from the current John Young ES attendance area could serve to significantly reduce future enrolment at the school (see charts above). It could also result in a change in the composition of the boundary which would leave the school with only more mature neighborhoods and areas.

Questions Generated from Meeting #1

Q1) What are the statistics for student transfer requests at John Young ES over the last several years?

A1) Please see the chart below.

Year	Transfer Requests IN	Approved Transfers IN	Transfer Requests OUT	Approved Transfers OUT
2014	4	3	10	6
2015	2	1	10	8
2016	6	4	14	11
2017	0	0	22	15
2018	0	0	24	14

Please note that the transfer cap at John Young ES has been set at 0 annually since the 2012-2013 school year.

Q2) What is the impact on enrolment at Glen Cairn PS, should Fernbank development area students be redirected to the New Stittsville Secondary School?

A2) As of 31 October 2018 there were 31 students from the Fernbank development area attending Glen Cairn PS. The school's total enrolment at that time was 291. Although a relocation of Fernbank area students from Glen Cairn PS would serve to reduce future enrolment, it would not impact the school's operational viability.

Q3) Why does the Westwind PS projection over the next five years show a decline in enrolment?

A3) Please see information below.

- Westwind PS opened in 2011 as a JK-5 school with a total enrolment of 502 students. Grade 6 was added in 2012 and enrolment increased to 654 students.
- When it opened it was one of the first schools in the area to offer full day kindergarten (FDK), so its entry cohort numbers were robust for several years.
- As FDK was phased in to neighbourhood schools, kindergarten numbers decreased in size.
- Enrolment has been decreasing gradually as higher cohorts move through and exit the school.
- Status quo enrolment is projected to stabilize over the next five years in the 500 range.
- By 2025, status quo enrolment at Westwind PS is projected to reach 607 students. Enrolment is projected to begin to increase more substantially in 2026 and beyond as residential development within the attendance boundary continues.

Q4) What is the breakdown of residential unit potential for the four individual Study Planning Areas included in the Information Package?

A4) Please see the chart below for approximate numbers.

	Fernbank Development Area				Area 4	Total
	Area 1	Area 2	Area 3	Subtotal		
Residential Units*	30	1,570	750	2,350	4,700	7,050
Remaining Residential Unit Potential**	3,950	1,400	3,250	8,600	725	9,325
Total Residential Units at Full Build-out	3,980	2,970	4,000	10,950	5,425	16,375

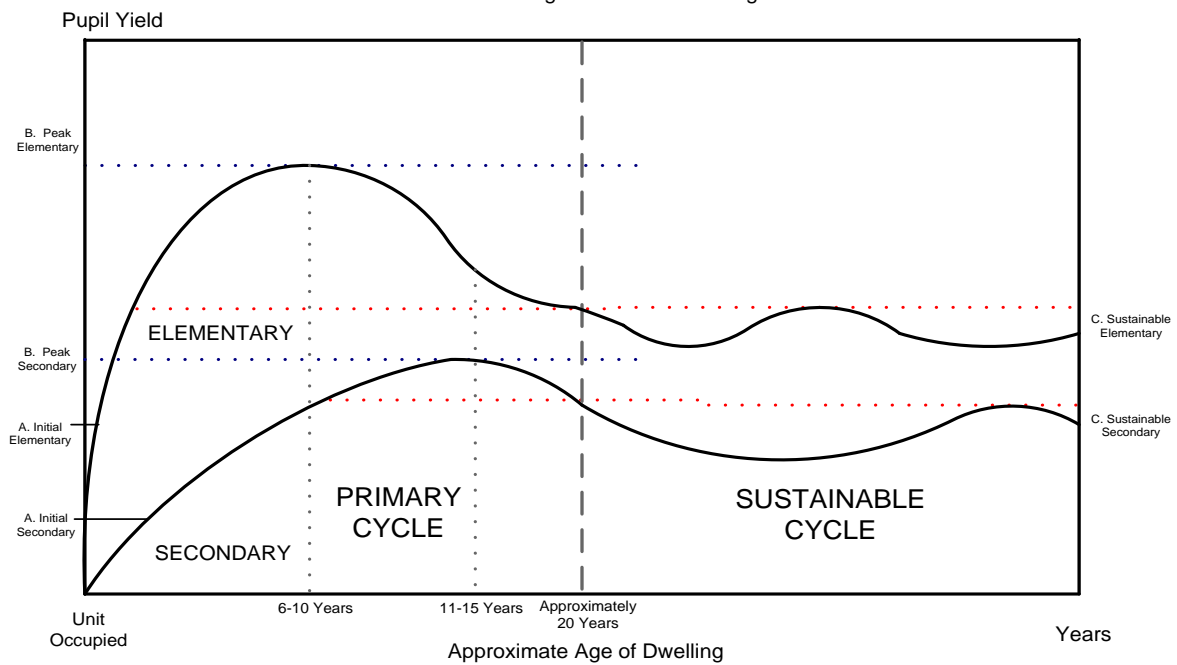
* Source is the City of Ottawa - figures reflect the number of residential units for which building permits have been issued through the end of December 2018.

** Source is City of Ottawa Vacant Urban Residential Land Survey (VURLS) 2017.

Q5) What is the typical pupil yield cycle for a new single detached home?

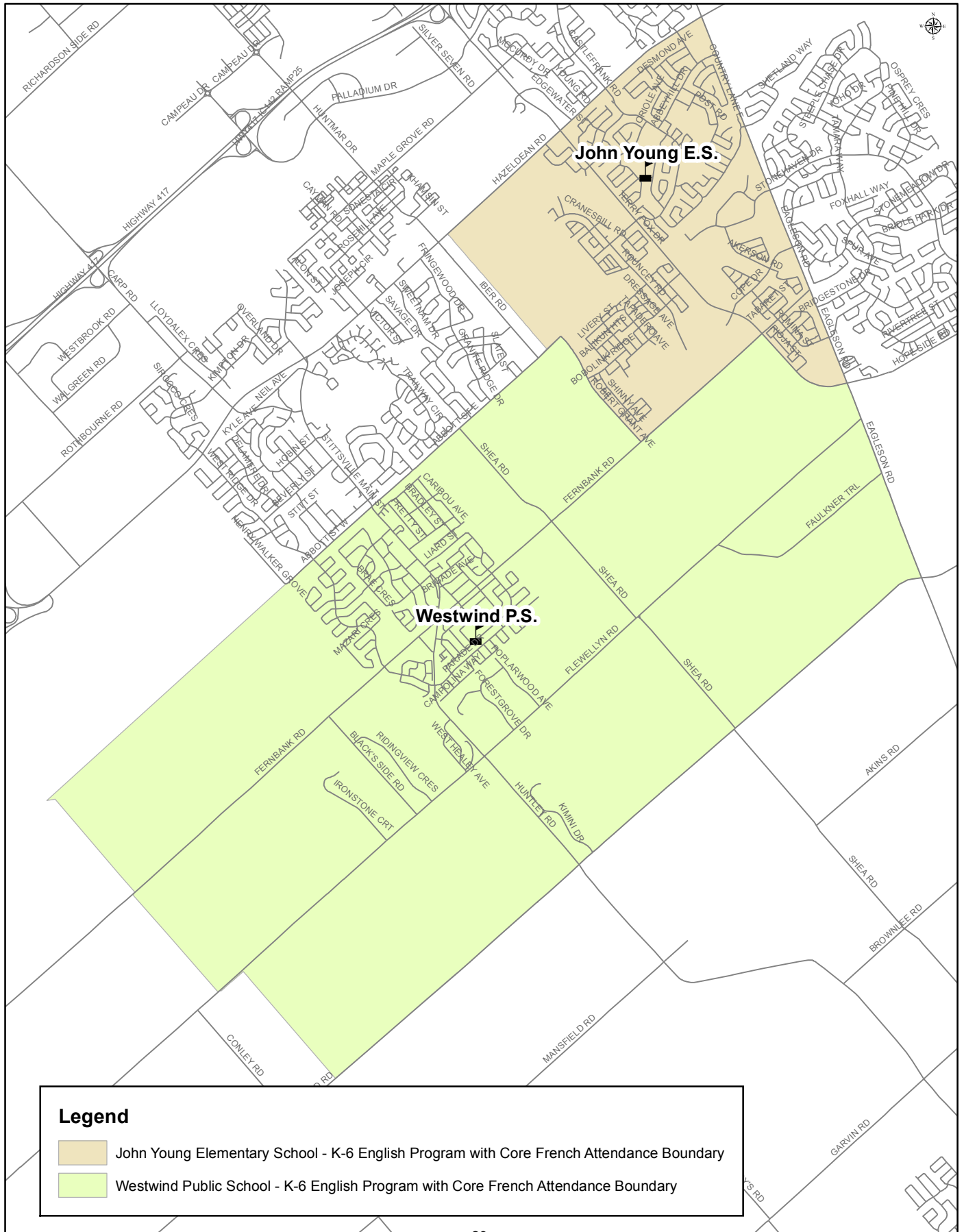
A5) Please see figure below.

Figure 3
Conceptual Representation of the Pupil Yield Cycle
for A New Single Detached Dwelling

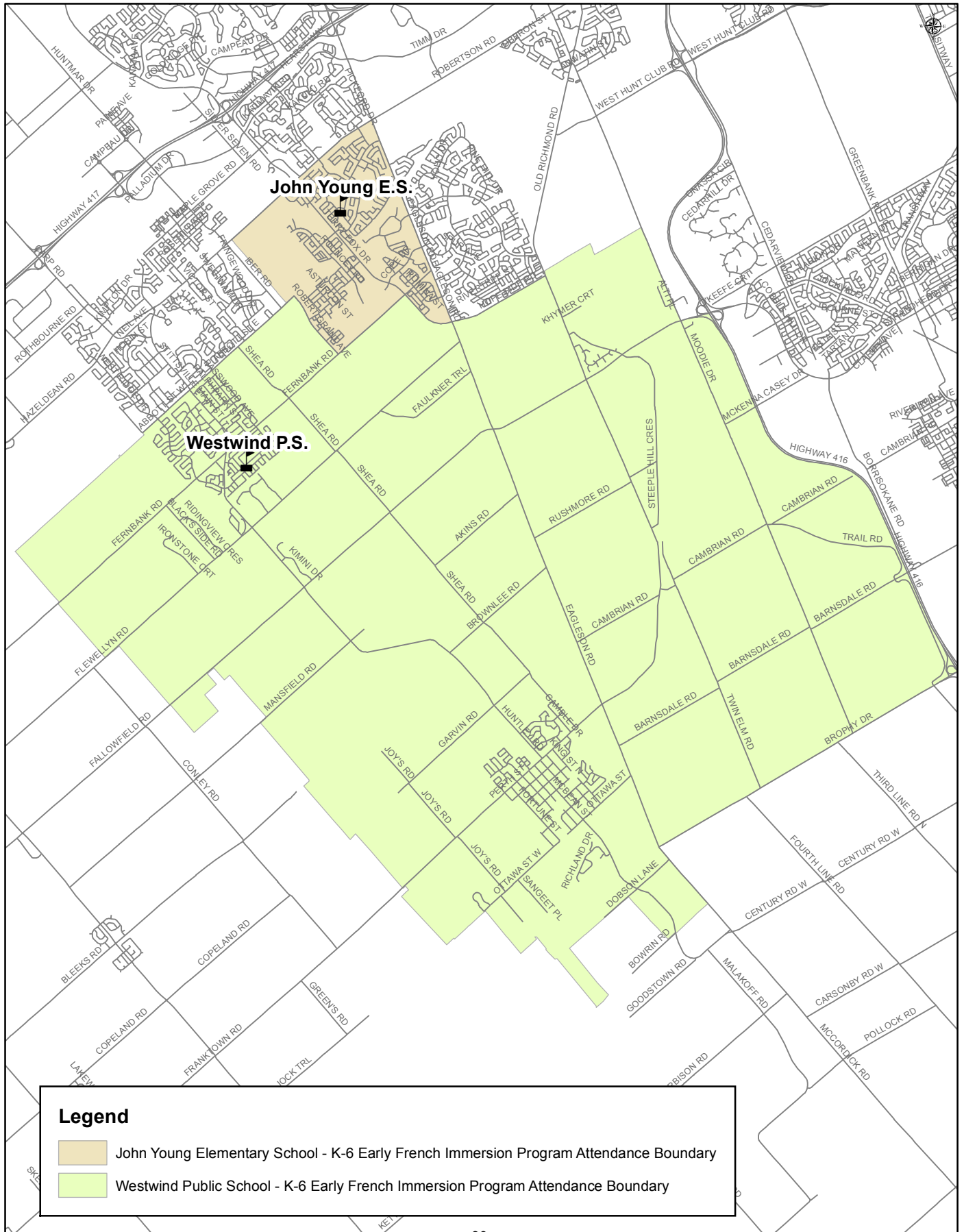


Source is OCDSB Education Development Charges Background Study and Review of Education Development Charges Policies, 18 December 2018

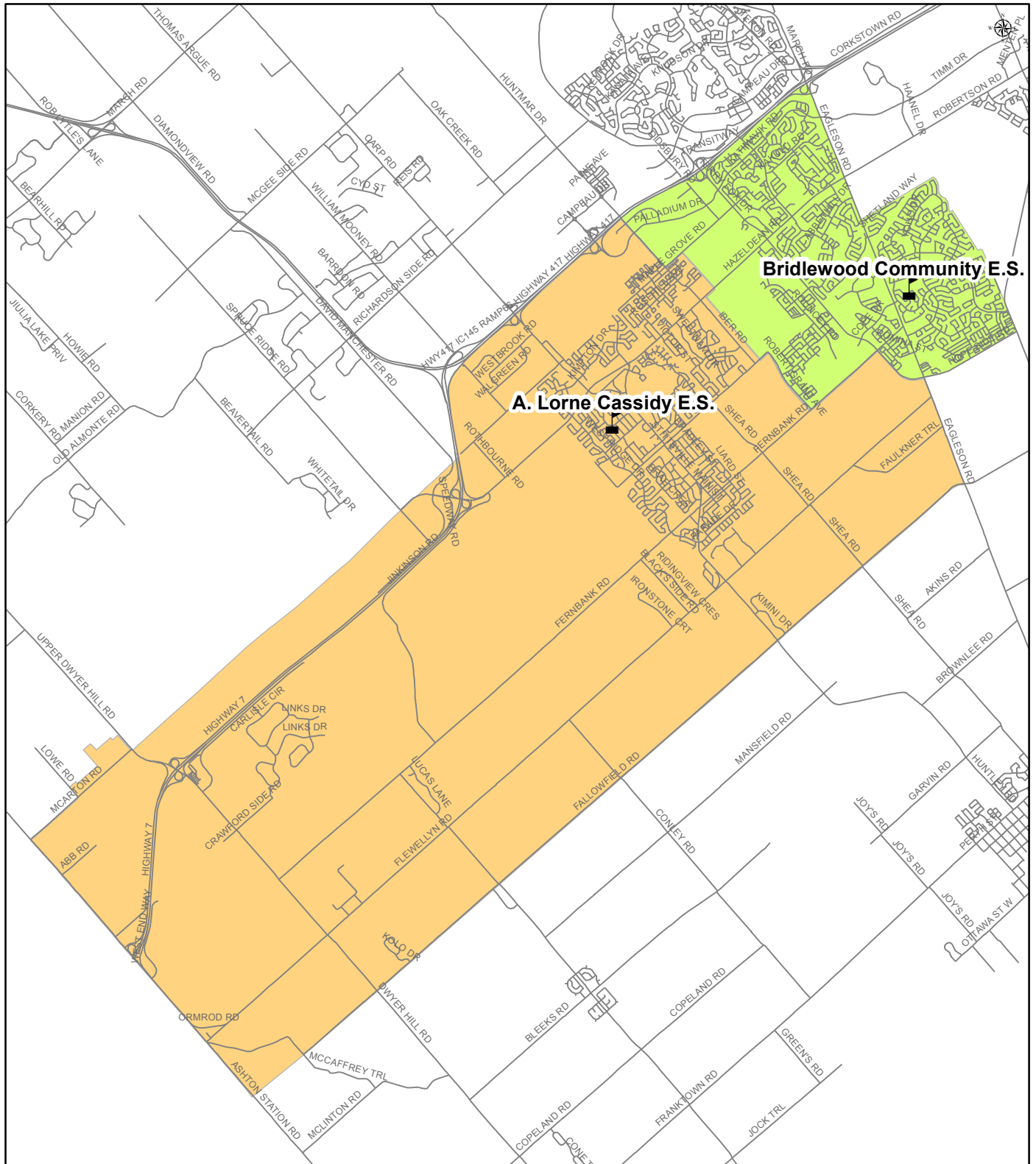
Composite of Fernbank Study Area Attendance Boundaries K-6 English Program with Core French



Composite of Fernbank Study Area Attendance Boundaries K-6 Early French Immersion Program



Composite of Fernbank Study Area Attendance Boundaries Grades 4-6 Middle French Immersion Program



Bridlewood Community E.S.

A. Lorne Cassidy E.S.

Legend

- A. Lorne Cassidy Elementary School - Grades 4-8 Middle French Immersion Program Attendance Boundary
- Bridlewood Community Elementary School - Grades 4-6 Middle French Immersion Program Attendance Boundary